

Cass County
Treasurer's
Report

August
2020

**THE CASS COUNTY TREASURER'S REPORT OF RECEIPTS
FOR THE MONTH OF AUGUST, 2020**

Source	2019	2020
Justice of Peace #1	17,258.12	15,043.56
Justice of Peace #2	4,186.30	2,573.75
Justice of Peace #3	19,050.55	19,046.33
Justice of Peace #4	5,974.20	4,984.84
Constables	350.00	-
County Clerk	32,194.71	37,306.55
District Clerk	40,308.17	-
Cass County Sheriff	235.00	3,745.00
Tax Collector	154,645.51	136,722.14
State of Texas	6,073.49	9,271.75
State of Texas Reimb	782,359.36	430,414.91
State of TX COVID (HAVA)	-	-
Forfeiture/Seizures	-	16,067.00
U.S. Treasury	-	-
Interest	20,569.51	15,629.92
Royalties	-	-
Cass County Park	-	-
Sales	-	3,150.00
Miscellaneous	10,718.02	152,673.00
Miscellaneous Reimb	20,999.18	3,195.28
Misc. TAC Claims - Auto	-	-
Misc. TAC Claims-Property	-	-
Transferred Funds	-	-
Sub-Total	1,114,922.12	849,824.03
AIP Program	-	-
DOEP	-	500.00
Juvenile Probation	-	22,593.50
Adult Probation	21,510.99	14,656.30
Forfeiture/Seizures	-	-
Others/Miscellaneous	7,787.59	4,544.00
State/Others	-	-
CDA Discretionary	496.04	54.77
Sub-Total	29,794.62	42,348.57
Grand Total	1,144,716.74	892,172.60
NET SALARY	371,296.96	374,342.09

RESPECTFULLY SUBMITTED,

Donna Early - M. Jones

DONNA EARLY
CASS COUNTY TREASURER

**THE CASS COUNTY TREASURER'S REPORT
OF RECEIPTS AND DISBURSEMENTS
FOR THE MONTH OF AUGUST, 2020**

FUND	BEG. BAL.	RECEIVED	DISBURSED	BALANCE
General	6,529,425.88	1,024,517.90	1,452,890.45	6,101,053.33
Jury Fund	(148,304.84)	4,517.50	17,185.85	(160,973.19)
Main R & B	496,967.39	215,515.43	369,180.08	343,302.74
H.A.V.A.	5,437.90	3.52	-	5,441.42
TOBACCO SETTLEMENT	1,067,779.61	1,307.45	-	1,069,087.06
R & B 1	701,874.48	526,493.75	537,794.46	690,573.77
R & B 2	624,732.37	108,987.59	91,476.06	642,243.90
R & B 3	321,600.70	63,062.45	78,489.02	306,174.13
R & B 4	362,206.11	69,463.74	59,805.89	371,863.96
CC PARK	(18,138.99)	19,000.00	-	861.01
FEDERAL ROAD IMPROVMT	1,858.73	1.20	-	1,859.93
LINDEN ENTERPRISE FUND	24.25	0.01	-	24.26
FEDERAL IMPROVMT 0711037	0.47	-	-	0.47
FEMA DR-1999 TX 2011 WF	10.16	-	-	10.16
BEAR CREEK FMAG 2965-2011	4,340.23	2.81	-	4,343.04
TEXAS CDBG CONT. 713069	9.93	-	-	9.93
TEXAS CDBG CONT. 7216247	495.54	0.32	-	495.86
LAW LIBRARY	(25,536.33)	-	2,953.80	(28,490.13)
CDA ESCROW	323.80	0.21	-	324.01
CDA FORFEITURE	43,717.85	1,270.29	489.22	44,498.92
TEXAS HISTORICAL GRANT	28,035.64	17.91	-	28,053.55
VSO DONATIONS FUND	657.45	0.42	-	657.87
ARK LA TEX SEIZ/FORFT	(268.45)	268.45	-	-
CDA FEDERAL FORFEITURE	22,306.37	14.34	-	22,320.71
SHERIFF FED FORFT	4,512.33	2.92	-	4,515.25
SHERIFF OFFICE DONATION FUND	1,997.62	1.29	-	1,998.91
ELECTION REIMB FROM OTHER ENT	2,245.02	772.00	-	3,017.02
HOME GRANT PROJECTS 2017	23,413.62	414,400.01	415,252.00	22,561.63
E.O. FERAL HOG ABATEMENT PGM	1,199.81	0.59	415.45	784.95
JP TECH/TRANSACTION/SECURITY	119,991.61	13,125.94	10,951.11	122,166.44
CH1701.157 LEOSE DA/SHER/CONST	24,723.43	16.04	-	24,739.47
CTIF 01-034 TXDOT GRANT	755.96	0.49	-	756.45
FEMA 4269	540.82	0.35	-	541.17
TEXAS GRANT CDBG #7219070	7.74	-	-	7.74
RIGHT OF WAY	124,719.44	127.69	-	124,847.13
FORESTRY FUND	764,791.42	460.19	5,929.50	759,322.11
CARES ACT 2020 HAVA ELECTIONS	33,189.50	21.39	14.65	33,196.24
CARES ACT 2020 JUDICIAL	180,834.03	114.75	1,962.71	178,986.07
COMBINED I & S- SERIES 2015	455,722.17	5,786.27	-	461,508.44
CONST & RENOVATION	19,319.51	6.31	-	19,325.82
I & S 2016	73,897.75	1,404.57	-	75,302.32
PAYROLL	14,193.66	-	-	14,193.66
SUB TOTAL	11,865,611.69	2,470,686.09	3,044,790.25	11,291,507.53
JUVENILE PROB	326,420.11	25,819.12	30,872.45	321,366.78
ADULT PROB	267,478.19	24,371.69	61,049.76	230,800.12
SATP TRACK III	25,094.35	-	8,997.19	16,097.16
COMM SVC RESTITUTION	13,762.58	-	4,297.12	9,465.46
AIP PROGRAM	(36,418.79)	25,000.00	-	(11,418.79)
MENTAL HEALTH INT. PRG.	7,353.46	234.91	7,588.37	-
CIVIL CHILD SUPPORT PRG.	82,906.02	1,315.00	17.50	84,203.52
HIGH RISK TREATMENT PRG	10,646.15	-	9,523.84	1,122.31
AGGRESSIVE BEHAVIOR PRG. #20	-	-	-	-
DRUG COURT	3,790.25	24,364.86	25,582.77	2,572.34
VETERANS PROGRAM	25,219.95	1,680.00	-	26,899.95
FINANCIAL RESPONSIBILITY PROG	-	-	-	-
PRE-TRAIL DIVERSION	7,233.59	60.00	2,827.02	4,466.57
INDIGENT DEFENSE	40,923.52	9,304.13	-	50,227.65
TASK FORCE	931.57	0.60	-	932.17
TASK FORCE PI	45,092.04	297.19	268.45	45,120.78
CDA STATE FUNDS	6,825.58	9,174.45	1,046.70	14,953.33
CDA DISCRETIONARY	8,500.99	60.30	17.75	8,543.54
SUB TOTAL	835,759.56	121,682.25	152,088.92	805,352.89
GRAND TOTAL	12,701,371.25	2,592,368.34	3,196,879.17	12,096,860.42

RESPECTFULLY SUBMITTED,


Donna Early - M. Shores
DONNA EARLY
CASS COUNTY TREASURER

THE CASS COUNTY TREASURER'S REPORT
OF RECEIPTS AND DISBURSEMENTS
FOR THE MONTH OF AUGUST, 2020


CERTIFICATION

WE, THE UNDERSIGNED, certify that we have actually and fully inspected and counted all actual cash and assets in the hands of said Treasurer for the period beginning August 1, 2020 and ending August 31, 2020, and find the same to be true and correct, and order same to be entered upon the minutes of said court as required by Local Government Code, Sec. 114.026.

WITNESS OUR HAND, OFFICIALLY THIS 27TH DAY OF JULY, 2021.




COMMISSIONER, PRECINCT 1



COMMISSIONER, PRECINCT 2





COMMISSIONER, PRECINCT 3



COMMISSIONER, PRECINCT 4


COUNTY JUDGE

SWORN TO AND SUBSCRIBED BY EACH OF THE ABOVE, RESPECTIVELY, THIS 27TH DAY OF JULY, 2021.


COUNTY CLERK

ACCOUNT NAME	BEGINNING CASH BALANCE	CASH RECEIPTS	CASH DISBURSEMENTS	ENDING CASH BALANCE
2020 010 GENERAL FUND				
CASH	226,873.35	999,762.06	644,824.03	581,811.38
CASH-OPERATING	.00	.00	.00	.00
RECEIVABLES	.00	.00	.00	.00
TEXPOOL INVESTMENTS	157,471.73	23.69	.00	157,495.42
CD INVESTMENT	.00	.00	.00	.00
GB MONEY MARKET	.00	.00	.00	.00
STATE BANK MONEY MARKET	3,727,619.81	23,329.36	650,000.00	3,100,949.17
LAND,BUILDINGS & IMPROVEMENTS	.00	.00	.00	.00
EQUIPMENT,FURNITURE&FIXTURES	.00	.00	.00	.00
TEXAS CLASS INVESTMENT POOL	2,260,433.14	364.22	.00	2,260,797.36
TEXANA BANK CD	157,027.85	1,038.57	158,066.42	.00
AMT TO BE PROV FOR RET OF DEBT	.00	.00	.00	.00
FUND TOTALS	6,529,425.88	1,024,517.90	1,452,890.45	6,101,053.33
2020 011 DIST & CO COURT LAW FUND				
CASH-DIST & CO COURT LAW	148,304.84	4,517.50	17,185.85	160,973.19
CASH-OPERATING	.00	.00	.00	.00
C D INVESTMENT	.00	.00	.00	.00
RECEIVABLES	.00	.00	.00	.00
TEXPOOL INVESTMENTS	.00	.00	.00	.00
CD INVESTMENT	.00	.00	.00	.00
MAIN GB MONEY MARKET	.00	.00	.00	.00
STATE BANK MONEY MARKET	.00	.00	.00	.00
FUND TOTALS	148,304.84	4,517.50	17,185.85	160,973.19
2020 012 MAIN ROAD & BRIDGE				
CASH-MAIN R&B OPERATING	99,655.91	215,354.00	199,180.08	115,829.83
CASH OPERATING	.00	.00	.00	.00
C D INVESTMENT	.00	.00	.00	.00
RECEIVABLES	.00	.00	.00	.00
TEXPOOL INVESTMENTS	.00	.00	.00	.00
CD INVESTMENT	.00	.00	.00	.00
MAIN GB MONEY MARKET	.00	.00	.00	.00
STATE BANK MONEY MARKET	397,311.48	161.43	170,000.00	227,472.91
TCLASS MONEY MARKET	.00	.00	.00	.00
FUND TOTALS	496,967.39	215,515.43	369,180.08	343,302.74
2020 013 H.A.V.A.				
CASH	5,437.90	3.52	.00	5,441.42
CASH-OPERATING	.00	.00	.00	.00
RECEIVABLES	.00	.00	.00	.00
TEXPOOL INVESTMENTS	.00	.00	.00	.00
INVESTMENTS	.00	.00	.00	.00
RECEIVABLES	.00	.00	.00	.00
FUND TOTALS	5,437.90	3.52	.00	5,441.42
2020 014 TOBACCO SETTLEMENT				
TOBACCO SETTLEMENT	.00	.00	.00	.00
CASH	18,546.79	12.03	.00	18,558.82
CASH-OPERATING	.00	.00	.00	.00
C.D. INVESTMENT	.00	.00	.00	.00
RECEIVABLES	.00	.00	.00	.00
TEXPOOL INVESTMENTS	59,352.17	8.91	.00	59,361.08
TOBACCO SETTLEMENT INVEST	.00	.00	.00	.00
GB MONEY MARKET	.00	.00	.00	.00

ACCOUNT NAME	BEGINNING CASH BALANCE	CASH RECEIPTS	CASH DISBURSEMENTS	ENDING CASH BALANCE
2020 015 BEAR CK DISASTER DONATION				
CASH-BEAR CK DISASTER DONATION	.00	.00	.00	.00
RECEIVABLES	.00	.00	.00	.00
FUND TOTALS	.00	.00	.00	.00
2020 016 JUVENILE PROBATION				
CASH - JUVENILE PROBATION	19,448.63	22,614.66	30,872.45	11,190.84
CASH-OPERATING	.00	.00	.00	.00
C D INVESTMENT	.00	.00	.00	.00
RECEIVABLES	.00	3,080.70	.00	3,080.70
TEXPOOL INVESTMENTS	147,393.51	22.13	.00	147,415.64
CD INVESTMENT	.00	.00	.00	.00
GB MONEY MARKET	.00	.00	.00	.00
STATE BANK MONEY MARKET	159,577.97	101.63	.00	159,679.60
FUND TOTALS	326,420.11	25,819.12	30,872.45	321,366.78
2020 017 ADULT PROBATION				
CASH OPERATING-ADULT	4,926.77	17,078.61	61,049.76	39,044.38
CASH-OPERATING	.00	.00	.00	.00
C D INVESTMENT	.00	.00	.00	.00
RECEIVABLES	.00	7,138.00	.00	7,138.00
TEXPOOL INVESTMENTS	111,906.58	16.80	.00	111,923.38
CD INVESTMENT	.00	.00	.00	.00
GB MONEY MARKET	.00	.00	.00	.00
STATE BANK MONEY MARKET	150,644.84	138.28	.00	150,783.12
FUND TOTALS	267,478.19	24,371.69	61,049.76	230,800.12
2020 018 CASS CO RESTITUTION CENTER				
RESTITUTION CENTER	.00	.00	.00	.00
CASH OPERATING-RESTITUTION CEN	.00	.00	.00	.00
CASH	.00	.00	.00	.00
RECEIVABLES	.00	.00	.00	.00
TEXPOOL INVESTMENTS	.00	.00	.00	.00
C D INVESTMENT	.00	.00	.00	.00
CD INVESTMENT	.00	.00	.00	.00
FUND TOTALS	.00	.00	.00	.00
2020 019 SATP TRACK III				
CASH	10,094.35	.00	8,997.19	1,097.16
CASH-OPERATING	.00	.00	.00	.00
RECEIVABLES	.00	.00	.00	.00
CD INVESTMENTS	.00	.00	.00	.00
GB MONEY MARKET	.00	.00	.00	.00
STATE BANK MONEY MARKET	15,000.00	.00	.00	15,000.00
FUND TOTALS	25,094.35	.00	8,997.19	16,097.16
2020 020 COMMUNITY SVC RESTITUTION				
CASH OPERATING-CSR	13,762.58	.00	4,297.12	9,465.46

ACCOUNT NAME	BEGINNING CASH BALANCE	CASH RECEIPTS	CASH DISBURSEMENTS	ENDING CASH BALANCE
2020 021 ROAD AND BRIDGE #1				
CASH-ROAD & BRIDGE#1 OPERATING	14,989.39	206,337.92	237,794.46	16,467.15
CASH-OPERATING	.00	.00	.00	.00
C D INVESTMENT	.00	.00	.00	.00
RECEIVABLES	.00	.00	.00	.00
CD INVESTMENTS	.00	.00	.00	.00
GB MONEY MARKET	.00	.00	.00	.00
STATE BANK MONEY MARKET	.00	.00	.00	.00
FUND TOTALS	13,762.58	4,297.12	9,465.46	
2020 022 ROAD AND BRIDGE #2				
CASH-ROAD & BRIDGE#2 OPERATING	14,337.26	53,695.98	91,476.06	23,442.82
CASH-OPERATING	.00	.00	.00	.00
C D INVESTMENT	.00	.00	.00	.00
RECEIVABLES	.00	.00	.00	.00
TEXPOOL INVESTMENTS	96,123.42	14.43	.00	96,137.85
CD INVESTMENT	.00	.00	.00	.00
GB MONEY MARKET	.00	.00	.00	.00
STATE BANK MONEY MARKET	346,127.86	55,250.09	.00	401,377.95
TCLASS MONEY MARKET	168,143.83	27.09	.00	168,170.92
FUND TOTALS	624,732.37	108,987.59	91,476.06	642,243.90
2020 023 ROAD AND BRIDGE #3				
CASH - ROAD & BRIDGE #3 OPER	17,244.55	30,890.17	78,489.02	30,354.30
CASH-OPERATING	.00	.00	.00	.00
C D INVESTMENT	.00	.00	.00	.00
RECEIVABLES	.00	.00	.00	.00
TEXPOOL INVESTMENTS	28,492.78	4.27	.00	28,497.05
CD INVESTMENT	.00	.00	.00	.00
GB MONEY MARKET	.00	.00	.00	.00
STATE BANK MONEY MARKET	223,469.50	32,159.57	.00	255,629.07
TCLASS INVESTMENT POOL	52,393.87	8.44	.00	52,402.31
FUND TOTALS	321,600.70	63,062.45	78,489.02	306,174.13
2020 024 ROAD AND BRIDGE #4				
CASH-ROAD & BRIDGE#4 OPERAT.	15,228.67	37,275.14	59,805.89	7,302.08
CASH-OPERATING	.00	.00	.00	.00
C D INVESTMENT	.00	.00	.00	.00
RECEIVABLES	.00	.00	.00	.00
TEXPOOL INVESTMENTS	81,462.90	12.23	.00	81,475.13
CD INVESTMENT	.00	.00	.00	.00
MAIN GB MONEY MARKET	.00	.00	.00	.00
STATE BANK MONEY MARKET	244,557.14	32,173.00	.00	276,730.14
TCLASS INVESTMENT POOL	20,957.40	3.37	.00	20,960.77
FUND TOTALS	362,206.11	69,463.74	59,805.89	371,863.96
2020 025 AIP PROGRAM				
CASH-	36,418.79	25,000.00	.00	11,418.79

ACCOUNT NAME	BEGINNING CASH BALANCE	CASH RECEIPTS	CASH DISBURSEMENTS	ENDING CASH BALANCE
2020 026 CASS COUNTY RESOURCE RECOVERY				
CASS CO. RESOURCE REC/ CASH	.00	.00	.00	.00
CASH - OPERATING	.00	.00	.00	.00
RECEIVABLES	.00	.00	.00	.00
TEXPOOL INVESTMENTS	.00	.00	.00	.00
C D INVESTMENT	.00	.00	.00	.00
FUND TOTALS	36,418.79-	25,000.00		11,418.79-
2020 027 COUNTY CLERK ARCHIVE FUND				
PRESERVATION- CASH ACCT.	.00	.00	.00	.00
CASH - OPERATING	.00	.00	.00	.00
FUND TOTALS	.00	.00	.00	.00
2020 028 CASS COUNTY PARK				
CASS COUNTY PARKS	.00	.00	.00	.00
CASH OPERATING - CC PARKS	18,138.99-	19,000.00	.00	861.01
CASH-OPERATING	.00	.00	.00	.00
TEXPOOL INVESTMENTS	.00	.00	.00	.00
FUND TOTALS	18,138.99-	19,000.00		861.01
2020 029 FEDERAL-ROAD IMPROVMT 0710197				
CASH-	1,858.73	1.20	.00	1,859.93
CASH OPERATING	.00	.00	.00	.00
RECEIVABLES-ROAD IMPROVMENT	.00	.00	.00	.00
TEXPOOL INVESTMENTS	.00	.00	.00	.00
INVESTMENTS-ROAD IMPROV	.00	.00	.00	.00
RECEIVABLES-R&B IMPROM GRANT	.00	.00	.00	.00
FUND TOTALS	1,858.73	1.20		1,859.93
2020 030 LINDEN ENTERPRISE FUND				
CASH	24.25	.01	.00	24.26
CASH-OPERATING	.00	.00	.00	.00
TEXPOOL INVESTMENTS	.00	.00	.00	.00
CD INVESTMENTS	.00	.00	.00	.00
MONEY MARKET GB	.00	.00	.00	.00
STATE BANK MONEY MARKET	.00	.00	.00	.00
FUND TOTALS	24.25	.01		24.26
2020 031 EMG WATERSHED AG-7442-C-110010				
CASH	.00	.00	.00	.00
CASH - OPERATING	.00	.00	.00	.00
RECEIVABLES	.00	.00	.00	.00
TEXPOOL INVESTMENTS	.00	.00	.00	.00
INVESTMENTS	.00	.00	.00	.00
RECEIVABLES-R&B IMPROV	.00	.00	.00	.00
FUND TOTALS	.00	.00		.00
2020 032 FEDERAL IMPROVEMENT 0711037				
CASH	.47	.00	.00	.47
CASH - OPERATING	.00	.00	.00	.00
RECEIVABLES	.00	.00	.00	.00

ACCOUNT NAME	BEGINNING CASH BALANCE	CASH RECEIPTS	CASH DISBURSEMENTS	ENDING CASH BALANCE
2020 033 SALT PROGRAM				
CASH	.00	.00	.00	.00
CD INVESTMENTS	.00	.00	.00	.00
RECEIVABLES	.00	.00	.00	.00
FUND TOTALS	.47	.00	.00	.47
2020 034 MENTAL HEALTH INITIATIVE PRG				
CASH	7,353.46	234.91	7,588.37	.00
CASH-OPERATING	.00	.00	.00	.00
CD INVESTMENTS	.00	.00	.00	.00
RECEIVABLES	.00	.00	.00	.00
TEXPOOL INVESTMENTS	.00	.00	.00	.00
CD INVESTMENTS	.00	.00	.00	.00
MONEY MARKET GB	.00	.00	.00	.00
STATE BANK MONEY MARKET	.00	.00	.00	.00
FUND TOTALS	7,353.46	234.91	7,588.37	.00
2020 035 CIVIL CHILD SUPPORT PROGRAM				
CASH	31,406.02	1,005.00	17.50	32,393.52
CASH-OPERATING	.00	.00	.00	.00
CD INVESTMENTS	.00	.00	.00	.00
RECEIVABLES	.00	310.00	.00	310.00
TEXPOOL INVESTMENTS	.00	.00	.00	.00
CD INVESTMENTS	.00	.00	.00	.00
GB MONEY MARKET	.00	.00	.00	.00
STATE BANK MONEY MARKET	51,500.00	.00	.00	51,500.00
FUND TOTALS	82,906.02	1,315.00	17.50	84,203.52
2020 036 FEMA DR-1999-TX 2011 WILDFIRES				
CASH	10.16	.00	.00	10.16
CASH-1999 FEMA WILDFIRES	.00	.00	.00	.00
CASH-OPERATING	.00	.00	.00	.00
RECEIVABLES	.00	.00	.00	.00
TEXPOOL INVESTMENTS	.00	.00	.00	.00
INTEREST DISTRIBUTION	.00	.00	.00	.00
RECEIVABLES	.00	.00	.00	.00
FUND TOTALS	10.16	.00	.00	10.16
2020 037 HIGH RISK TREATMENT PROGRAM				
CASH	10,646.15	.00	9,523.84	1,122.31
CASH-OPERATING	.00	.00	.00	.00
CD INVESTMENTS	.00	.00	.00	.00
RECEIVABLES	.00	.00	.00	.00
TEXPOOL INVESTMENTS	.00	.00	.00	.00
GB MONEY MARKET	.00	.00	.00	.00
STATE BANK MONEY MARKET	.00	.00	.00	.00
FUND TOTALS	10,646.15	.00	9,523.84	1,122.31
2020 038 BEAR CREEK FMAG 2965-2011				
CASH	4,340.23	2.81	.00	4,343.04
CASH - OPERATING	.00	.00	.00	.00
RECEIVABLES	.00	.00	.00	.00

ACCOUNT NAME	BEGINNING CASH BALANCE	CASH RECEIPTS	CASH DISBURSEMENTS	ENDING CASH BALANCE
2020 039 TEXAS CDBG CONTRACT 713069				
CASH	9.93	.00	.00	9.93
CASH - OPERATING	.00	.00	.00	.00
RECEIVABLES	.00	.00	.00	.00
TEXPOOL INVESTMENTS	.00	.00	.00	.00
INVESTMENTS	.00	.00	.00	.00
FUND TOTALS	9.93	.00	.00	9.93
2020 040 TEXAS CDBG CONTRACT 7216247				
CASH	495.54	.32	.00	495.86
TEXPOOL INVESTMENTS	.00	.00	.00	.00
INVESTMENTS	.00	.00	.00	.00
GB MONEY MARKET	.00	.00	.00	.00
STATE BANK MONEY MARKET	.00	.00	.00	.00
FUND TOTALS	495.54	.32	.00	495.86
2020 041 LAW LIBRARY				
CASH - LAW LIBRARY OPERATING	25,536.33	.00	2,953.80	28,490.13
CASH OPERATING	.00	.00	.00	.00
C D INVESTMENT	.00	.00	.00	.00
RECEIVABLES	.00	.00	.00	.00
CD INVESTMENT	.00	.00	.00	.00
FUND TOTALS	25,536.33	.00	2,953.80	28,490.13
2020 042 INDIGENT DEFENSE GRANT (SB7)				
INDIGENT DEFENSE GRANT (SB7)	25,913.90	9,294.58	.00	35,208.48
CASH OPERATING	.00	.00	.00	.00
CASH-INDIGENT DEFENSE	.00	.00	.00	.00
CD INVESTMENT	.00	.00	.00	.00
RECEIVABLES	.00	.00	.00	.00
TEXPOOL INVESTMENTS	.00	.00	.00	.00
BANK INVESTMENTS	.00	.00	.00	.00
MONEY MARKET GB	.00	.00	.00	.00
STATE BANK MONEY MARKET	15,009.62	9.55	.00	15,019.17
FUND TOTALS	40,923.52	9,304.13	.00	50,227.65
2020 043 DIST ATT, ESCROW ACCOUNT				
DIST ATT, ESCROW ACCOUNT	323.80	.21	.00	324.01
CASH OPERATING-DA ESCROW ACCT	.00	.00	.00	.00
CASH OPERATING	.00	.00	.00	.00
C D INVESTMENT	.00	.00	.00	.00
RECEIVABLES	.00	.00	.00	.00
TEXPOOL INVESTMENTS	.00	.00	.00	.00
CD INVESTMENT	.00	.00	.00	.00
MONEY MARKET GB	.00	.00	.00	.00
STATE BANK MONEY MARKET	.00	.00	.00	.00
FUND TOTALS	323.80	.21	.00	324.01
2020 044 C.D.A. FORFEITURE ACCOUNT				
C.D.A. FORFEITURE ACCOUNT	14,034.67	1,251.39	489.22	14,796.84
CASH OPERATING-CDA FORFEITURE	.00	.00	.00	.00

ACCOUNT NAME	BEGINNING CASH BALANCE	CASH RECEIPTS	CASH DISBURSEMENTS	ENDING CASH BALANCE
2020 045 REGIONAL INTRASTATE TASK FORCE				
ARK-LA-TEX NARC TASK FORCE				
REGIONAL TASK FRC CASH				
CASH OPERATING	929.06	65.100		929.71
C D INVESTMENT				
RECEIVABLES				
TEXPOOL INVESTMENTS				
CD INVESTMENT				
GB MONEY MARKET				
STATE BANK MONEY MARKET	29,683.18	18.90		29,702.08
CDA NON-CASH GIFT CARD				
FUND TOTALS	43,717.85	1,270.29	489.22	44,498.92
* 2020 046 TASK FORCE PROGRAM INCOME				
TASK FORCE PROGRAM INCOME				
TF PROGRAM INCOME-CASH				
CASH OPERATING	8,269.83	542.77	536.90	8,275.70
C D INVESTMENTS				
RECEIVABLES				
TEXPOOL INVESTMENTS				
INVESTMENTS				
GB MONEY MARKET				
STATE BANK MONEY MARKET	36,707.88	22.43		36,730.31
FUND TOTALS	44,977.71	565.20	536.90	45,006.01
2020 047 CDA-STATE FUNDS				
CDA STATE FUNDS				
CASH OPERATING	6,825.58	9,174.45	1,046.70	14,953.33
CD INVESTMENTS				
RECEIVABLES				
TEXPOOL INVESTMENTS				
CD INVESTMENTS				
FUND TOTALS	6,825.58	9,174.45	1,046.70	14,953.33
2020 048 TEXAS HISTORICAL GRANT				
CASH				
CASH OPERATING	5,072.74	3.29		5,076.03
CD INVESTMENTS				
RECEIVABLES				
CD INVESTMENTS				
GB MONEY MARKET				
STATE BANK MONEY MARKET	22,962.90	14.62		22,977.52
FUND TOTALS	28,035.64	17.91		28,053.55
2020 049 VSO GRANT FUND				
CASH				
CASH OPERATING	657.45	.42		657.87

* 045 table Changed FY from June - May to Oct-Sept. in March 2021. This report is reporting information from May 2020 instead of August 2020. Information written in Red is the correct information for August 2020.

ACCOUNT NAME	BEGINNING CASH BALANCE	CASH RECEIPTS	CASH DISBURSEMENTS	ENDING CASH BALANCE
2020 050 ARK LA TEX SEIZ/FORFT.FUND				
RECEIVABLES	657.45	.42	.00	657.87
FUND TOTALS				
2020 050 ARK-LA-TEX FORF/SEIZ.				
CASH	.00	.00	.00	.00
CASH OPERATING	268.45	268.45	.00	.00
C D INVESTMENTS	.00	.00	.00	.00
TEXPOOL INVESTMENTS	.00	.00	.00	.00
CD INVESTMENT	.00	.00	.00	.00
FUND TOTALS	268.45	268.45	.00	.00
2020 051 CDA FORFEITURE FUNDS				
CDA FEDERAL FORFEITURES FUND				
CASH	11,542.90	7.49	.00	11,550.39
CASH-OPERATING	.00	.00	.00	.00
C D INVESTMENTS	.00	.00	.00	.00
TEXPOOL INVESTMENTS	.00	.00	.00	.00
CD INVESTMENT	.00	.00	.00	.00
MONEY MARKET	.00	.00	.00	.00
STATE BANK MONEY MARKET	10,763.47	6.85	.00	10,770.32
FUND TOTALS	22,306.37	14.34	.00	22,320.71
2020 052 SHERIFF FEDERAL FORFEITURES				
SHERIFF FEDERAL FORFEITURES				
CASH	4,512.33	2.92	.00	4,515.25
CASH-OPERATING	.00	.00	.00	.00
C D INVESTMENTS	.00	.00	.00	.00
TEXPOOL INVESTMENTS	.00	.00	.00	.00
CD INVESTMENTS	.00	.00	.00	.00
MONEY MARKET GB	.00	.00	.00	.00
STATE BANK MONEY MARKET	.00	.00	.00	.00
FUND TOTALS	4,512.33	2.92	.00	4,515.25
2020 053 SHERIFF OFFICE DONATIONS FUND				
SHERIFF OFFICE DONATIONS FUND				
CASH	1,997.62	1.29	.00	1,998.91
CASH-OPERATING	.00	.00	.00	.00
RECEIVABLES	.00	.00	.00	.00
FUND TOTALS	1,997.62	1.29	.00	1,998.91
2020 054 ELECTION REIMBURSEMENT FUND				
ELECTION REIMBURSEMENT FUND				
CASH	2,245.02	772.00	.00	3,017.02
CASH-OPERATING	.00	.00	.00	.00
RECEIVABLES	.00	.00	.00	.00
FUND TOTALS	2,245.02	772.00	.00	3,017.02
2020 055 HOME GRANT PROJECTS 2017				
HOME GRANT PROJECTS 2017				
CASH	.00	.00	.00	.00
CASH	23,413.62	414,400.01	415,252.00	22,561.63
CASH-OPERATING	.00	.00	.00	.00
CD INVESTMENTS	.00	.00	.00	.00
A/R	.00	.00	.00	.00
RECEIVABLES	.00	.00	.00	.00
FUND TOTALS	23,413.62	414,400.01	415,252.00	22,561.63
2020 056 E.O. FERAL HOG ABATEMENT PGM				
E.O. FERAL HOG ABATEMENT PGM				
CASH	1,199.81	.59	415.45	784.95

ACCOUNT NAME	BEGINNING CASH BALANCE	CASH RECEIPTS	CASH DISBURSEMENTS	ENDING CASH BALANCE
2020 057 JP TECH/TRANSACTION/SECURITY				
CASH-OPERATING RECEIVABLES	1,199.81	.59	415.45	784.95
FUND TOTALS				
CASH	44,943.48	3,072.76	10,951.11	37,065.13
CASH-OPERATING RECEIVABLES	.00	.00	.00	.00
STATE BANK MONEY MARKET	75,048.13	10,053.18	.00	85,101.31
TCLASS MONEY MARKET	.00	.00	.00	.00
FUND TOTALS	119,991.61	13,125.94	10,951.11	122,166.44
2020 058 CH1701.157 LEOSE DA/SHER/CONST				
CASH	24,723.43	16.04	.00	24,739.47
CASH-OPERATING RECEIVABLES	.00	.00	.00	.00
FUND TOTALS	24,723.43	16.04	.00	24,739.47
2020 059 TEOAF TASK FORCE GRANT				
CASH	.00	.00	.00	.00
RECEIVABLES	.00	.00	.00	.00
MAIN MONEY MARKET GB	.00	.00	.00	.00
STATE BANK MONEY MARKET	.00	.00	.00	.00
FUND TOTALS	.00	.00	.00	.00
2020 060 MENTAL HEALTH PROGRAM # 4				
CASH	.00	.00	.00	.00
CASH-OPERATING	.00	.00	.00	.00
CD INVESTMENTS	.00	.00	.00	.00
RECEIVABLES	.00	.00	.00	.00
TEXPOOL INVESTMENTS	.00	.00	.00	.00
MONEY MARKET GB	.00	.00	.00	.00
STATE BANK MONEY MARKET	.00	.00	.00	.00
FUND TOTALS	.00	.00	.00	.00
2020 061 AGGRESSIVE BEHAVIOR PROGRAM#20				
CASH	.00	.00	.00	.00
CASH-OPERATING	.00	.00	.00	.00
CD INVESTMENTS	.00	.00	.00	.00
RECEIVABLES	.00	.00	.00	.00
TEXPOOL INVESTMENTS	.00	.00	.00	.00
GB MONEY MARKET	.00	.00	.00	.00
STATE BANK MONEY MARKET	.00	.00	.00	.00
FUND TOTALS	.00	.00	.00	.00
2020 062 CTIF-01-034 TXDOT GRANT				
CASH	755.96	.49	.00	756.45
CASH-OPERATING	.00	.00	.00	.00
GB MONEY MARKET	.00	.00	.00	.00
STATE BANK MONEY MARKET	.00	.00	.00	.00
FUND TOTALS	755.96	.49	.00	756.45
2020 063 CASS COUNTY DRUG COURT				
CASH	3,790.25	.00	25,582.77	21,792.52
CD INVESTMENTS	.00	.00	.00	.00
RECEIVABLES	.00	24,364.86	.00	24,364.86
TEXPOOL INVESTMENTS	.00	.00	.00	.00

ACCOUNT NAME	BEGINNING CASH BALANCE	CASH RECEIPTS	CASH DISBURSEMENTS	ENDING CASH BALANCE
2020 064 VETERANS PROGRAM				
CASH	25,219.95	1,680.00	.00	26,899.95
CASH-OPERATING	.00	.00	.00	.00
CD INVESTMENTS	.00	.00	.00	.00
RECEIVABLES	.00	.00	.00	.00
TEXPOOL INVESTMENTS	.00	.00	.00	.00
GB MONEY MARKET	.00	.00	.00	.00
STATE BANK MONEY MARKET	.00	.00	.00	.00
FUND TOTALS	25,219.95	1,680.00	.00	26,899.95
2020 065 FEMA 4269				
CASH	540.82	.35	.00	541.17
GB MONEY MARKET	.00	.00	.00	.00
STATE BANK MONEY MARKET	.00	.00	.00	.00
FUND TOTALS	540.82	.35	.00	541.17
2020 066 FINANCIAL RESPONSIBILITY PROG				
FINANCIAL RESPONSIBILITY PGM	.00	.00	.00	.00
CASH	.00	.00	.00	.00
CASH-OPERATING	.00	.00	.00	.00
CD INVESTMENTS	.00	.00	.00	.00
RECEIVABLES	.00	.00	.00	.00
TEXPOOL INVESTMENTS	.00	.00	.00	.00
GB MONEY MARKET	.00	.00	.00	.00
STATE BANK MONEY MARKET	.00	.00	.00	.00
FUND TOTALS	.00	.00	.00	.00
2020 067 PRE-TRIAL DIVERSION				
PRE-TRIAL DIVERSION	7,233.59	.00	2,827.02	4,406.57
CASH-OPERATING	.00	.00	.00	.00
RECEIVABLES	.00	60.00	.00	60.00
FUND TOTALS	7,233.59	60.00	2,827.02	4,466.57
2020 069 TEXAS GRANT CDBG # 7219070				
CASH	7.74	.00	.00	7.74
RECEIVABLES	.00	.00	.00	.00
TEXPOOL INVESTMENTS	.00	.00	.00	.00
STATE BANK MONEY MARKET	.00	.00	.00	.00
FUND TOTALS	7.74	.00	.00	7.74
2020 070 RIGHT OF WAY FUND				
RIGHT OF WAY FUND	20,454.62	61.29	.00	20,515.91
CASH-OPERATING	.00	.00	.00	.00
C D INVESTMENT	.00	.00	.00	.00
RECEIVABLES	.00	.00	.00	.00
TEXPOOL INVESTMENTS	.00	.00	.00	.00
CD INVESTMENT	.00	.00	.00	.00
MAIN MONEY MARKET GB	.00	.00	.00	.00
STATE BANK MONEY MARKET	.00	.00	.00	.00
FUND TOTALS	104,264.82	66.40	.00	104,331.22
	124,719.44	127.69	.00	124,847.13
2020 071 CTIF FY 2020 TXDOT GRANT				
CASH	.00	.00	.00	.00
RECEIVABLES	.00	.00	.00	.00

ACCOUNT NAME	BEGINNING CASH BALANCE	CASH RECEIPTS	CASH DISBURSEMENTS	ENDING CASH BALANCE
2020 072 CASS COUNTY FORESTRY FUND				
CASH-CASS COUNTY FORESTRY FUND	31,003.16	16.86	5,929.50	25,090.52
CASH OPERATING	.00	.00	.00	.00
C D INVESTMENT	.00	.00	.00	.00
RECEIVABLES	.00	.00	.00	.00
TEXPOOL INVESTMENTS	49,357.59	7.41	.00	49,365.00
CD INVESTMENT	.00	.00	.00	.00
MAIN GB MONEY MARKET	.00	.00	.00	.00
STATE BANK MONEY MARKET	684,430.67	435.92	.00	684,866.59
MAIN TEXAR CD	.00	.00	.00	.00
TCLASS INVESTMENT POOL	.00	.00	.00	.00
FUND TOTALS	764,791.42	460.19	5,929.50	759,322.11
2020 077 CARES ACT 2020 HAVA ELECTIONS				
CASH-OPERATIONS	23,183.09	15.03	14.65	23,183.47
RECEIVABLES	.00	.00	.00	.00
STATE BANK MONEY MARKET	10,006.41	6.36	.00	10,012.77
FUND TOTALS	33,189.50	21.39	14.65	33,196.24
2020 078 CARES ACT 2020-JUDICIAL				
CASH-OPERATING	30,737.77	19.16	1,962.71	28,794.22
RECEIVABLES	.00	.00	.00	.00
STATE BANK MONEY MARKET	150,096.26	95.59	.00	150,191.85
FUND TOTALS	180,834.03	114.75	1,962.71	178,986.07
2020 080 CASS COUNTY JAIL CONSTRUCTION				
CASH-CASS CO JAIL CONST	.00	.00	.00	.00
C D INVESTMENT	.00	.00	.00	.00
RECEIVABLES	.00	.00	.00	.00
TXPOOL INVESTMTS-CC JAIL CONST	.00	.00	.00	.00
CD INVESTMENT-CCJAILCD(BKACCT)	.00	.00	.00	.00
FUND TOTALS	.00	.00	.00	.00
2020 081 CC JAIL INT & SINKING				
CASH-CC JAIL INT & SINKING	.00	.00	.00	.00
C D INVESTMENT	.00	.00	.00	.00
RECEIVABLES	.00	.00	.00	.00
TEXPOOL INVESTMENTS	.00	.00	.00	.00
BANK INVESTMENT-JAILI&SCD(BKAC	.00	.00	.00	.00
FUND TOTALS	.00	.00	.00	.00
2020 082 RESOURCE RECOVERY I&S				
CASH-CC RESOURCE RECOVERY	.00	.00	.00	.00
PETTY CASH	.00	.00	.00	.00
C D INVESTMENT	.00	.00	.00	.00
RECEIVABLES	.00	.00	.00	.00
TEXPOOL INVESTMENTS	.00	.00	.00	.00
BANK INVESTMENT-SWCONSTCD(BKAC	.00	.00	.00	.00
FUND TOTALS	.00	.00	.00	.00
2020 083 RESOURCE RECOVERY INT&SINKING				
CASH-RES REC INT&SINKING	.00	.00	.00	.00

ACCOUNT NAME	BEGINNING CASH BALANCE	CASH RECEIPTS	CASH DISBURSEMENTS	ENDING CASH BALANCE
2020 084 COMBINED INTEREST & SINKING				
CASH	15,527.68	41.40		15,569.08
CASH-OPERATING				
CD INVESTMENT				
RECEIVABLES				
TEXPOOL INVESTMENTS				
BANK INVESTMENT-SWI&SCD(BKACC)				
FUND TOTALS	440,194.49	5,744.87		445,939.36
	455,722.17	5,786.27		461,508.44
2020 085 LAW ENFORC CONSTRUCTION FUND				
06 CONSTRUCTION & RENOVATION				
CASH OPERATING	6,857.25	4.44		6,861.69
C D INVESTMENT				
TEXPOOL INVESTMENTS	12,462.26	1.87		12,464.13
CD INVESTMENTS				
MAIN MONEY MARKET GB				
STATE BANK MONEY MARKET				
FUND TOTALS	19,319.51	6.31		19,325.82
2020 086 INTEREST & SINK SERIES 2016				
CASH OPERATING	9,740.66	25.97		9,766.63
CD INVESTMENTS				
RECEIVABLES				
TEXPOOL INVESTMENTS				
BANK INVESTMENTS				
CI&S STATE BANK MONEY MARKET	64,157.09	1,378.60		65,535.69
CI&S GB MM	73,897.75	1,404.57		75,302.32
FUND TOTALS				
2020 089 CDA DISCRETIONARY FUND				
CASH	8,500.99	60.30	17.75-	8,543.54
CASH-OPERATING				
C D INVESTMENT				
RECEIVABLES				
FUND TOTALS	8,500.99	60.30	17.75-	8,543.54
2020 090 PAYROLL FUND				
PAYROLL FUND				
PAYROLL CASH	14,193.66			14,193.66
CASH OPERATING				
FUND TOTALS	14,193.66			14,193.66
2020 096 GENERAL FIXED ASSETS				
CASH				
LAND,BLDGS & IMPROVEMENTS				
EQUIP,FURN, & FIXTURES				
FUND TOTALS				

ACCOUNT NAME	BEGINNING CASH BALANCE	CASH RECEIPTS	CASH DISBURSEMENTS	ENDING CASH BALANCE
2020 097 GENERAL LONG TERM DEBT				
CASH	.00	.00	.00	.00
AMTS TO BE PROV FOR RET OF DEB	.00	.00	.00	.00
FUND TOTALS	<u>12,701,254.41</u>	<u>-2,592,636.40</u>	<u>3,197,147.62</u>	<u>12,096,743.19</u>
GRAND TOTALS	<u>12,701,371.25</u>	<u>2,592,368.34</u>	<u>3,196,879.17</u>	<u>12,096,860.42</u>

ACCOUNT NAME	BEGINNING CASH BALANCE	CASH RECEIPTS	CASH DISBURSEMENTS	ENDING CASH BALANCE
2021 045 REGIONAL INTRASTATE TASK FORCE	931.57	.60	.00	932.17
REGIONAL TASK FRC CASH	931.57	.60	.00	932.17
FUND TOTALS				
2021 046 TASK FORCE PROGRAM INCOME	8,292.41	273.76	268.45	8,297.72
TF PROGRAM INCOME-CASH	36,799.63	23.43	.00	36,823.06
STATE BANK MONEY MARKET	45,092.04	297.19	268.45	45,120.78
FUND TOTALS				
GRAND TOTALS	46,023.61	297.79	268.45	46,052.95

Actual transactions done for 045 + 046 period 3 in FY 2021.
 Original period 3 was August 2020. Due to FY change by outside
 CPA, Reports for period 3 FY 21 are printing in the new FY. Dec. 2020.

ACCOUNT # VENDOR	ACCOUNT NAME ITEM/REASON	DATE	BUDGET	BEG BALANCE	PP	DEBIT	CREDIT	ENDING BALANCE
2020 045-103-101	REGIONAL TASK FRC CASH			919.87				
STATE BANK OF DEKALB	JUL19 SB GEN CK INTEREST	08/05/2019	31464R		02	1.47		
STATE BANK OF DEKALB	AUG19 SB GEN CK INTEREST	09/04/2019	31548R		03	1.22		
STATE BANK OF DEKALB	SEP19 SB GEN CK INTEREST	10/01/2019	31618R		04	.95		
STATE BANK OF DEKALB	OCT19 SB GEN CK INTEREST	11/04/2019	31699R		05	.91		
STATE BANK OF DEKALB	NOV19 SB GEN CK INTEREST	12/02/2019	31773R		06	.78		
STATE BANK OF DEKALB	DEC 2019 SB GEN CK INT.	01/03/2020	31865R		07	1.02		
STATE BANK OF DEKALB	JAN20 SB GEN CK INTEREST	02/04/2020	31933R		08	1.09		
STATE BANK OF DEKALB	FEB20 SB GEN CK INTEREST	03/05/2020	32023R		09	.29		
STATE BANK OF DEKALB	MAR20 SB NEW GENCK INT	04/02/2020	32099R		10	.26		
STATE BANK OF DEKALB	APR20 SB OLD GENCK INT	05/01/2020	32172R		11	.65		
STATE BANK OF DEKALB	MAY20 SB O/N GENCK INT	06/03/2020	32254R		12	.66		
STATE BANK OF DEKALB	JUN20 SB O/N GENCK INTER	07/01/2020	32339R		01	.63		
STATE BANK OF DEKALB	JUL20 SB GEN CK INTEREST	08/03/2020	32417R		02	.57		
STATE BANK OF DEKALB	AUG20 SB GEN CK INTEREST	09/01/2020	32483R		03	.60		932.17
						12.30	.00	
						12.30	.00	932.17
						12.30	.00	932.17

931.57

TOTAL DEBITS/CREDITS FOR CASH ACCOUNT:

*** FUND TOTAL ***

*** FINAL TOTALS ***

Funds 045 + 046 fiscal year was changed from June - May to October - September per the outside CPA. Due to this change the reports are not pulling correct information for these funds.

932.17 045-103-101
 8,297.72 046-103-101
 + 36,823.06 046-154-101

 46,052.95 Total 045 + 046
 for Aug. 2020

ACCOUNT # VENDOR	ACCOUNT NAME	ITEM/REASON	DATE	BUDGET	BEG BALANCE	PP	DEBIT	CREDIT	ENDING BALANCE
	2020 046-103-101 TF PROGRAM	INCOME-CASH			8,187.64				
	STATE BANK OF DEKALB	JUL19 SB GEN CK INTEREST	08/05/2019	31464R		02	13.08		
	STATE BANK OF DEKALB	AUG19 SB GEN CK INTEREST	09/04/2019	31548R		03	10.86		
	STATE BANK OF DEKALB	SEP19 SB GEN CK INTEREST	10/01/2019	31618R		04	8.54		
	STATE BANK OF DEKALB	OCT19 SB GEN CK INTEREST	11/04/2019	31699R		05	8.12		
	STATE BANK OF DEKALB	NOV19 SB GEN CK INTEREST	12/02/2019	31773R		06	6.95		
	STATE BANK OF DEKALB	DEC 2019 SB GEN CK INT.	01/03/2020	31865R		07	9.12		
	STATE BANK OF DEKALB	JAN20 SB GEN CK INTEREST	02/04/2020	31933R		08	10.77		
	STATE BANK OF DEKALB	FEB20 SB GEN CK INTEREST	03/05/2020	32023R		09	9.78		
	STATE BANK OF DEKALB	MAR20 SB NEW GENCK INT	04/02/2020	32099R		10	2.60		
	STATE BANK OF DEKALB	MAR20 SB OLD GENCK INT	04/02/2020	32099R		10	2.37		
	STATE BANK OF DEKALB	APR20 SB O/N GENCK INT	05/01/2020	32172R		11	5.87		
	STATE BANK OF DEKALB	CORRECT CASH & EXP ACCT	02/10/2021	0210202101		11	536.90		
	STATE BANK OF DEKALB	CORRECT CASH & EXP ACCT	02/10/2021	0210202101		11	5.93		
	STATE BANK OF DEKALB	MAY20 SB O/N GENCK INT	06/03/2020	32254R		12	5.65		
	STATE BANK OF DEKALB	JUN20 SB O/N GENCK INTER	07/01/2020	32339R		01	5.13		
	STATE BANK OF DEKALB	JUL20 SB GEN CK INTEREST	08/03/2020	32417R		02		536.90	
	STATE BANK OF DEKALB	TRF CASH TO BALANCE FUND	08/24/2020	0824202001		03		268.45	
	STATE BANK OF DEKALB	AUG20 SB GEN CK INTEREST	09/01/2020	32483R		03	5.31		
	STATE BANK OF DEKALB	CORRECT JE 0824202001	01/26/2021	0126202101		03	268.45		
							915.43	805.35	
									8,297.72
									8,297.72

8,297.72

TOTAL DEBITS/CREDITS FOR CASH ACCOUNT:

*** FUND TOTAL ***

*** FINAL TOTALS ***

ACCOUNT # VENDOR	ACCOUNT NAME ITEM/REASON	DATE	BUDGET	BEG BALANCE	PP	DEBIT	CREDIT	ENDING BALANCE
2020 046-154-000	STATE BANK MONEY MARKET			36,312.54				
STATE BANK OF DEKALB	JUL19 SB MM INTEREST	08/05/2019	31466R		02	61.39		
STATE BANK OF DEKALB	AUG19 SB MM INTEREST	09/04/2019	31550R		03	53.22		
STATE BANK OF DEKALB	SEP19 SB MM INTEREST	10/01/2019	31620R		04	53.95		
STATE BANK OF DEKALB	OCT19 SB MM INTEREST	11/04/2019	31701R		05	46.16		
STATE BANK OF DEKALB	NOV19 SB MM INTEREST	12/02/2019	31775R		06	38.79		
STATE BANK OF DEKALB	DEC 2019 SB MM INTEREST	01/03/2020	31867R		07	42.77		
STATE BANK OF DEKALB	JAN20 SB MM INTEREST	02/04/2020	31934R		08	38.60		
STATE BANK OF DEKALB	FEB20 SB MM INTEREST	03/05/2020	32022R		09	33.01		
STATE BANK OF DEKALB	MAR20 SB MM INTEREST	04/02/2020	32105R		10	27.45		
STATE BANK OF DEKALB	APR20 SB MM INTEREST	05/01/2020	32170R		11	22.43		
STATE BANK OF DEKALB	MAY20 SB MM INTEREST	06/03/2020	32256R		12	21.57		
STATE BANK OF DEKALB	JUN20 SB MM INTEREST	07/01/2020	32341R		01	24.15		
STATE BANK OF DEKALB	JUL20 SB MM INTEREST	08/03/2020	32419R		02	23.60		
STATE BANK OF DEKALB	AUG20 SB MM INTEREST	09/01/2020	32485R		03	23.43		
						-----		36,823.06
*** FUND TOTAL ***						510.52	.00	36,823.06
*** FINAL TOTALS ***						510.52	.00	36,823.06

36,799.63

8,297.72 046-105-101
 + 36,823.06 046-154-000

 45,120.78 Total 046

FUND NAME	CHECKING ACCOUNT	CHECKING AMOUNT	TDOA ACCOUNT	TDOA AMOUNT	FUND TOTAL
2020 010 GENERAL FUND	MAIN	581,811.38	MAIN TXPL MAIN SB MM MAIN TCLAS MAIN TA CD	157,495.42 3,100,949.17 2,260,797.36	6,101,053.33
2020 011 DIST & CO COURT LAW FUND	MAIN	160,973.19-	MAIN TXPL MAIN SB MM		160,973.19-
2020 012 MAIN ROAD & BRIDGE	MAIN	115,829.83	MAIN TXPL MAIN SB MM MAIN TCLAS	227,472.91	343,302.74
2020 013 H.A.V.A.	MAIN	5,441.42	MAIN TXPL		5,441.42
2020 014 TOBACCO SETTLEMENT	MAIN	18,558.82	MAIN TXPL MAIN RR CD MAIN SB MM MAIN DC CD MAIN RR SV MAIN TX CD MAIN TX SV	59,361.08 253,560.51 485,234.83 252,331.49 15.33 25.00	1,069,087.06
2020 015 BEAR CK DISASTER DONATION	BRCREEK				
2020 016 JUVENILE PROBATION	MAIN	11,190.84	MAIN TXPL MAIN SB MM	147,415.64 159,679.60	318,286.08
2020 017 ADULT PROBATION	MAIN	39,044.38-	MAIN TXPL MAIN SB MM	111,923.38 150,783.12	223,662.12
2020 018 CASS CO RESTITUTION CENTER	MAIN		MAIN TXPL		
2020 019 SATP TRACK III	MAIN	1,097.16	MAIN SB MM	15,000.00	16,097.16
2020 020 COMMUNITY SVC RESTITUTION	MAIN	9,465.46			9,465.46
2020 021 ROAD AND BRIDGE #1	MAIN	16,467.15-	MAIN TXPL MAIN SB MM MAIN TCLAS	85,946.20 209,705.20 411,389.52	690,573.77
2020 022 ROAD AND BRIDGE #2	MAIN	23,442.82-	MAIN TXPL MAIN SB MM MAIN TCLAS	96,137.85 401,377.95 168,170.92	642,243.90
2020 023 ROAD AND BRIDGE #3	MAIN	30,354.30-	MAIN TXPL MAIN SB MM MAIN TCLAS	28,497.05 255,629.07 52,402.31	306,174.13
2020 024 ROAD AND BRIDGE #4	MAIN	7,302.08-	MAIN TXPL MAIN SB MM MAIN TCLAS	81,475.13 276,730.14 20,960.77	371,863.96
2020 025 AIP PROGRAM	MAIN	11,418.79-	MAIN TXPL		11,418.79-
2020 026 CASS COUNTY RESOURCE RECOVERMAIN	MAIN		MAIN TXPL		

+ 3,080.70 = 321,366.78
+ 7,138.00 = 230,800.12

FUND NAME	CHECKING ACCOUNT	CHECKING AMOUNT	TDOA ACCOUNT	TDOA AMOUNT	FUND TOTAL
2020 027 COUNTY CLERK ARCHIVE FUND	MAIN				
2020 028 CASS COUNTY PARK	MAIN	861.01	MAIN TXPL		861.01
2020 029 FEDERAL-ROAD IMPROVMT 071019MAIN	MAIN	1,859.93	MAIN TXPL		1,859.93
2020 030 LINDEN ENTERPRISE FUND	MAIN	24.26	MAIN TXPL MAIN SB MM		24.26
2020 031 EMG WATERSHED AG-7442-C-1100MAIN	MAIN		MAIN TXPL		
2020 032 FEDERAL IMPROVEMENT 0711037 MAIN	MAIN	.47	MAIN TXPL		.47
2020 033 SATT PROGRAM	MAIN		MAIN TXPL		
2020 034 MENTAL HEALTH INITIATIVE PRGMMAIN	MAIN		MAIN TXPL MAIN SB MM		
2020 035 CIVIL CHILD SUPPORT PROGRAM MAIN	MAIN	32,393.52	MAIN SB MM	51,500.00	83,893.52
2020 036 FEMA DR-1999-TX 2011 WILDFIRMAIN	MAIN	10.16	MAIN TXPL		10.16
2020 037 HIGH RISK TREATMENT PROGRAM MAIN	MAIN	1,122.31	MAIN TXPL MAIN SB MM		1,122.31
2020 038 BEAR CREEK FMAG 2965-2011 MAIN	MAIN	4,343.04	MAIN TXPL		4,343.04
2020 039 TEXAS CDBG CONTRACT 713069 MAIN	MAIN	9.93	MAIN TXPL		9.93
2020 040 TEXAS CDBG CONTRACT 7216247 MAIN	MAIN	495.86	MAIN TXPL MAIN SB MM		495.86
2020 041 LAW LIBRARY	MAIN	28,490.13-			28,490.13-
2020 042 INDIGENT DEFENSE GRANT (SB7)MAIN	MAIN	35,208.48	MAIN TXPL MAIN SB MM	15,019.17	50,227.65
2020 043 DIST ATT, ESCROW ACCOUNT	MAIN	324.01	MAIN TXPL MAIN SB MM		324.01
2020 044 C.D.A.FORFEITURE ACCOUNT	MAIN	14,796.84	MAIN TXPL MAIN SB MM MAIN GFTCD	29,702.08	44,498.92
2020 045 REGIONAL INTRASTATE TASK FORMAIN	MAIN	929.71	MAIN TXPL MAIN SB MM		929.71
2020 046 TASK FORCE PROGRAM INCOME	MAIN	8,275.70	MAIN TXPL MAIN SB MM	36,823.06	45,100.78
2020 047 CDA-STATE FUNDS	MAIN	14,953.33	MAIN TXPL		14,953.33
2020 048 TEXAS HISTORICAL GRANT	MAIN	5,076.03	MAIN SB MM	22,977.52	28,053.55
2020 049 VSO GRANT FUND	MAIN	657.87			657.87

+ 310.00 = 84,203.52

932.17
8,297.70

929.71 - 932.17
-45,006.01 - 45,120.78

FUND NAME	CHECKING ACCOUNT	CHECKING AMOUNT	TDOA ACCOUNT	TDOA AMOUNT	FUND TOTAL
2020 050 ARK LA TEX SEIZ/FORFT.FUND	MAIN		MAIN TXPL		
2020 051 CDA FORFEITURE FUNDS	MAIN	11,550.39	MAIN TXPL	10,770.32	22,320.71
			MAIN SB MM		
2020 052 SHERIFF FEDERAL FORFEITURES	MAIN	4,515.25	MAIN TXPL		4,515.25
			MAIN SB MM		
2020 053 SHERIFF OFFICE DONATIONS	FUNMAIN	1,998.91			1,998.91
2020 054 ELECTION REIMBURSEMENT	FUND MAIN	3,017.02			3,017.02
2020 055 HOME GRANT PROJECTS	2017 MAIN	22,561.63			22,561.63
2020 056 E.O. FERAL HOG ABATEMENT	PGWMAIN	784.95			784.95
2020 057 JP TECH/TRANSACTION/SECURITY	MAIN	37,065.13	MAIN SB MM	85,101.31	122,166.44
			MAIN TCLAS		
2020 058 CH1701.157 LEOSE DA/SHER/CON	MAIN	24,739.47			24,739.47
2020 059 TEOAF TASK FORCE GRANT			MAIN SB MM		
2020 060 MENTAL HEALTH PROGRAM # 4	MAIN		MAIN TXPL		
			MAIN SB MM		
2020 061 AGGRESSIVE BEHAVIOR PROGRAM	MAIN		MAIN TXPL		
			MAIN SB MM		
2020 062 CTIF-01-034 TXDOT GRANT	MAIN	756.45			756.45
2020 063 CASS COUNTY DRUG COURT	MAIN	21,792.52			21,792.52
2020 064 VETERANS PROGRAM	MAIN	26,899.95			26,899.95
2020 065 FEMA 4269	MAIN	541.17			541.17
2020 066 FINANCIAL RESPONSIBILITY	PROMAIN		MAIN TXPL		
			MAIN SB MM		
2020 067 PRE-TRIAL DIVERSION	MAIN	4,406.57			4,406.57
2020 069 TEXAS GRANT CDBG # 7219070	MAIN	7.74	MAIN TXPL		7.74
			MAIN SB MM		
2020 070 RIGHT OF WAY FUND	MAIN	20,515.91	MAIN TXPL	104,331.22	124,847.13
			MAIN SB MM		
2020 071 CTIF FY 2020 TXDOT GRANT	MAIN		MAIN TXPL		
			MAIN SB MM		
2020 072 CASS COUNTY FORESTRY FUND	MAIN	25,090.52	MAIN TXPL	49,365.00	759,322.11
			MAIN SB MM	684,866.59	
			MAIN TX CD		
			MAIN TCLAS		

2,572.34
 24,304.86 = 21,792.52 + 2,572.34
 60.00 = 26,899.95 + 24,304.86

FUND NAME	CHECKING ACCOUNT	CHECKING AMOUNT	TDOA ACCOUNT	TDOA AMOUNT	FUND TOTAL
2020 077 CARES ACT 2020 HAVA ELECTIONMAIN	MAIN SB MM	23,183.47	MAIN SB MM	10,012.77	33,196.24
2020 078 CARES ACT 2020-JUDICIAL MAIN	MAIN SB MM	28,794.22	MAIN SB MM	150,191.85	178,986.07
2020 080 CASS COUNTY JAIL CONSTRUCTION JAIL CO	CCJIS-TXPL		CCJIS-TXPL		
2020 081 CC JAIL INT & SINKING	CC SW CONS		CCSWISTXPL		
2020 082 RESOURCE RECOVERY I&S	CI&S TXPL	15,569.08	CI&S SB MM	445,939.36	461,508.44
2020 083 RESOURCE RECOVERY INT&SINKING SW I&S	CI&S SB MM	6,861.69	MAIN TXPL	12,464.13	19,325.82
2020 084 COMBINED INTEREST & SINKING CI&S	CI&S TXPL	9,766.63	CI&S SB MM	65,535.69	75,302.32
2020 085 LAW ENFORC. CONSTRUCTION FUNDMAIN	MAIN SB MM	8,543.54	MAIN SB MM		8,543.54
2020 086 INTEREST & SINK SERIES 2016 CI&S	PAYROLL	14,193.66			14,193.66
2020 089 CDA DISCRETIONARY FUND MAIN					
2020 090 PAYROLL					
2020 096 GENERAL FIXED ASSETS					
2020 097 GENERAL LONG TERM DEBT					

816,815.36
 - 929.71 } 045
 + 932.17 }
 - 8,275.70 } 046
 + 8,277.72 }
816,839.84
 + 34,953.54 Receivables
851,793.40

11,244,974.27
 - 36,730.31 } 045
 + 36,823.06 }
11,245,067.02 - 45,006.01 } 046
 + 45,120.78 }
12,061,906.86
 + 34,953.54 Receivables
12,096,860.42

* Fund 045 + 046 are strictly different due to the FY Changing
 from June - May to Oct. - Sept.

CHECK ACCOUNT

ACCOUNT BALANCE - MAIN
ACCOUNT BALANCE - CI&S
ACCOUNT BALANCE - PAYROLL

TOTAL

CHECK

777,285.99
25,335.71
14,193.66

816,815.36

929.71 + 932.17 - 8,275.70 + 8,297.72 + 34,953.56 = 812,264.0
929.71 + 932.17 - 8,275.70 + 8,297.72 + 34,953.56 = 851,793.40

TDOA ACCOUNT

ACCOUNT BALANCE - MAIN TXPL
ACCOUNT BALANCE - MAIN SB MM
ACCOUNT BALANCE - MAIN TCLAS
ACCOUNT BALANCE - MAIN RR CD
ACCOUNT BALANCE - MAIN DC CD
ACCOUNT BALANCE - MAIN RR SV
ACCOUNT BALANCE - MAIN TX SV
ACCOUNT BALANCE - CI&S SB MM

TOTAL

TDOA

830,080.88
6,483,765.13
2,913,720.88
253,560.51
252,331.49
15.33
25.00
511,475.05

11,244,974.27

36,730.31 + 36,823.06 = 11,245,067.02

851,793.40

1,245,067.02

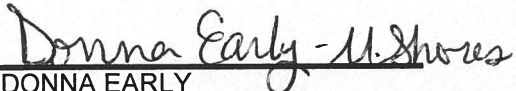
12,096,860.42 ✓

**TEXPOOL INVESTMENTS
FOR THE MONTH OF AUGUST, 2020**

FUND	BEGINNING BALANCE	INTEREST & PURCHASES	DECREASE	BOOK VALUE
General	157,471.73	23.69	-	157,495.42
Tobacco Settlement	59,352.17	8.91	-	59,361.08
Juvenile Probation	147,393.51	22.13	-	147,415.64
Adult Probation	111,906.58	16.80	-	111,923.38
R & B # 1	85,933.30	12.90	-	85,946.20
R & B # 2	96,123.42	14.43	-	96,137.85
R & B # 3	28,492.78	4.27	-	28,497.05
R & B # 4	81,462.90	12.23	-	81,475.13
Indigent Defense Grant	-	-	-	-
CDA Forfeiture	-	-	-	-
CDA - State Funds	-	-	-	-
CDA Federal Forfeiture Fund	-	-	-	-
Right of Way	-	-	-	-
Forestry	49,357.59	7.41	-	49,365.00
Construction & Renovation	12,462.26	1.87	-	12,464.13
TOTAL	829,956.24	124.64	-	830,080.88

Attached is a letter from TexPool stating the book and market value of their funds.

RESPECTFULLY SUBMITTED THIS 27TH DAY OF JULY, 2021.


 DONNA EARLY
 CASS COUNTY TREASURER

**STATE BANK OF DEKALB GENERAL MM
FOR THE MONTH OF AUGUST, 2020**

FUND	BEGINNING BALANCE	INTEREST & PURCHASES	DECREASE	BOOK VALUE
General	3,727,619.81	23,329.36	650,000.00	3,100,949.17
Main R & B	397,311.48	161.43	170,000.00	227,472.91
Tobacco	484,932.34	302.49	-	485,234.83
Juvenile Probation	159,577.97	101.63	-	159,679.60
Adult Probation	150,644.84	138.28	-	150,783.12
SATP Track III	15,000.00	-	-	15,000.00
R & B 1	39,647.13	170,058.07	-	209,705.20
R & B 2	346,127.86	55,250.09	-	401,377.95
R & B 3	223,469.50	32,159.57	-	255,629.07
R & B 4	244,557.14	32,173.00	-	276,730.14
Linden Enterprise Fund	-	-	-	-
Civil Child Support Prgm.	51,500.00	-	-	51,500.00
Bear Creek FMAG 2965-2011	-	-	-	-
TX CDBG CONTRACT 7216247	-	-	-	-
Indigent Defense Grant	15,009.62	9.55	-	15,019.17
CDA Forfeiture Account	29,683.18	18.90	-	29,702.08
Task Force PI	36,799.63	23.43	-	36,823.06
Texas Historical Grant	22,962.90	14.62	-	22,977.52
CDA Forfeiture Funds	10,763.47	6.85	-	10,770.32
Sheriff Federal Forfeiture	-	-	-	-
JP Tech/Transaction/Security	75,048.13	10,053.18	-	85,101.31
CTIF-01-034 TXDOT Grant	-	-	-	-
FEMA 4269	-	-	-	-
Right of Way	104,264.82	66.40	-	104,331.22
Cass County Forestry	684,430.67	435.92	-	684,866.59
Cares Act 2020 HAVA Elections	10,006.41	6.36	-	10,012.77
Cares Act 2020 - Judicial	150,096.26	95.59	-	150,191.85
TOTAL	6,979,453.16	324,404.72	820,000.00	6,483,857.88

**STATE BANK OF DEKALB CI&S MM
FOR THE MONTH OF AUGUST, 2020**

FUND	BEGINNING BALANCE	INTEREST & PURCHASES	DECREASE	BOOK VALUE
Combined I&S Series 2015	440,194.49	5,744.87	-	445,939.36
I&S Series 2016	64,157.09	1,378.60	-	65,535.69
TOTAL	504,351.58	7,123.47	-	511,475.05

BALANCE ALL MM ACCOUNTS **6,995,332.93**

RESPECTFULLY SUBMITTED THIS 27TH DAY OF JULY, 2021.

Donna Early - M. Shores
DONNA EARLY
CASS COUNTY TREASURER

**TEXAS CLASS INVESTMENTS
FOR THE MONTH OF AUGUST, 2020**

FUND	BEGINNING BALANCE	INTEREST & PURCHASES	DECREASE	BOOK VALUE
General	2,260,433.14	364.22	-	2,260,797.36
Main R & B	-	-	-	-
R & B 1	561,304.66	150,084.86	300,000.00	411,389.52
R & B 2	168,143.83	27.09	-	168,170.92
R & B 3	52,393.87	8.44	-	52,402.31
R & B 4	20,957.40	3.37	-	20,960.77
TOTAL	3,063,232.90	150,487.98	300,000.00	2,913,720.88

Attached is a letter from Texas CLASS stating the book and market value of their funds.

RESPECTFULLY SUBMITTED THIS 27TH DAY OF JULY, 2021.


 DONNA EARLY
 CASS COUNTY TREASURER

**TEXANA BANK CD
FOR THE MONTH OF AUGUST, 2020**

FUND	BEGINNING BALANCE	INTEREST & PURCHASES	DECREASE	BOOK VALUE
General	157,027.85	1,038.57	158,066.42	-
TOTAL	157,027.85	1,038.57	158,066.42	-
BALANCE ALL ACCOUNTS	0.00			
FDIC INSURANCE	0.00			

RESPECTFULLY SUBMITTED THIS 27TH DAY OF JULY, 2021.


DONNA EARLY
CASS COUNTY TREASURER

**RED RIVER FEDERAL CREDIT UNION SAVINGS
FOR THE MONTH OF AUGUST, 2020**

FUND	BEGINNING BALANCE	INTEREST & PURCHASES	DECREASE	BOOK VALUE
Tobacco	15.33	-	-	15.33
TOTAL	15.33	-	-	15.33

**RED RIVER FEDERAL CREDIT UNION CD
FOR THE MONTH OF AUGUST, 2020**

FUND	BEGINNING BALANCE	INTEREST & PURCHASES	DECREASE	BOOK VALUE
Tobacco	253,047.16	513.35	-	253,560.51
TOTAL	253,047.16	513.35	-	253,560.51

BALANCE ALL ACCOUNTS	253,575.84
NCUA INSURANCE	253,575.84

Attached is a list of balances for all county funds in the Red River Federal Credit Union.

RESPECTFULLY SUBMITTED THIS 27TH DAY OF JULY, 2021.


 DONNA EARLY
 CASS COUNTY TREASURER

**TEXAR FEDERAL CREDIT UNION SAVINGS
FOR THE MONTH OF AUGUST, 2020**

FUND	BEGINNING BALANCE	INTEREST & PURCHASES	DECREASE	BOOK VALUE
Tobacco	25.00	-	-	25.00
TOTAL	25.00	-	-	25.00

**TEXAR FEDERAL CREDIT UNION CD
FOR THE MONTH OF AUGUST, 2020**

FUND	BEGINNING BALANCE	INTEREST & PURCHASES	DECREASE	BOOK VALUE
Tobacco	-	-	-	-
Cass County Forestry	-	-	-	-
TOTAL	-	-	-	-

BALANCE ALL ACCOUNTS
NCUA INSURANCE

25.00
25.00

Attached is a list of balances for all county funds in the TEXAR Federal Credit Union.

RESPECTFULLY SUBMITTED THIS 27TH DAY OF JULY, 2021.

Donna Early - M. Shores
DONNA EARLY
CASS COUNTY TREASURER